

Program: LACC

Has the program started this quarter?

Fiscal Year: 2015-2016

Quarter: Q1 (July- Sept)

Enrollment

1. Cumulative Enrollment:

| | |
|---|----|
| Total Cumulative ECAP-funded CHILDREN served since July of this year: | 35 |
| Total Cumulative ECAP-funded FAMILIES served since July of this year: | 35 |

2. Enrollment Numbers: Enter the TOTAL number of children enrolled at each center for the quarter below:

| | # of Children |
|----------|---------------|
| VanBuren | 34 |
| _____ | _____ |
| _____ | _____ |
| _____ | _____ |
| _____ | _____ |
| | Total 34 |

3. Number of ECAP children who left the program this quarter: 1

Reasons for leaving program:
 Jozi Jimenez's was determined ineligible for the ECAP program when Mother AND Father's income was calculated in comparison to the preliminary information that we had received.

****Attach a roster, with birthdates, of enrolled children for each month this quarter****

Child Demographics

Month 1

July

| | Total Number of Children in Month 1 | Children in Homes 100% or below Poverty/TANF | Children in Homes 101%- 130% Poverty | Children in Homes above 100% Poverty |
|--------|-------------------------------------|--|--------------------------------------|--------------------------------------|
| Number | 0 | 0 | 0 | 0 |
| % | | #DIV/0! | #DIV/0! | #DIV/0! |

Month 2

August

| | Total Number of Children in Month 2 | Children in Homes 100% or below Poverty/TANF | Children in Homes 101%- 130% Poverty | Children in Homes above 100% Poverty |
|--------|-------------------------------------|--|--------------------------------------|--------------------------------------|
| Number | 34 | 32 | 2 | 0 |
| % | | 94% | 6% | 0% |

Month 3

September

| | Total Number of Children in Month 3 | Children in Homes 100% or below Poverty/TANF | Children in Homes 101%- 130% Poverty | Children in Homes above 100% Poverty |
|--------|-------------------------------------|--|--------------------------------------|--------------------------------------|
| Number | 34 | 32 | 2 | 0 |
| % | | 94% | 6% | 0% |

Child Info

| | Number | % |
|---|--------|----|
| Children with Disabilities (w/ IEP) | 3 | 9% |
| Cumulative (YTD) Children w/ Disabilities | 3 | 9% |
| Children with Suspected Disabilities (NO IEP) | 2 | 6% |
| Children referred to district for SpEd Eval | 2 | 6% |

Referred Children:

| District Referred to: | # of Days from Referral 1 |
|-----------------------|---------------------------|
| Red Clay | |
| | |
| | |

Children with "Challenging Behavior" 12 35%

*Challenging Behavior= pattern of behavior that interferes with learning/engagement and does not respond to use of developmentally appropriate interventions

of Individual Behavior Support Plans Developed by a Mental Health Consultant 0

Procedures in place to provide support for children with behavior concerns:

We have an RTI team that evaluates students and strategizes ways to help the child utilize coping skills to subside the behaviors.

Dates of Mental Health Consultant Observations:

Number of Children on ECAP Waitlist 0

Number of Children on Head Start Waitlist 0

Timeline Responsibilities

45 Day Timeline Responsibilities

45 Day Timeline Date 10/8/2015
 Total # of Children Applicable for 45 Day Timeline Goals

| | # | % |
|------------------------------------|----|------|
| Developmental Screenings Completed | 34 | 100% |
| Vision Screenings Completed | 32 | 94% |
| Hearing Screenings Completed | 32 | 94% |
| Behavioral Screenings | 34 | 100% |

90 Day Timeline Responsibilities

90 Day Timeline Date
 Total # of Children Applicable for 90 Day Timeline Goals

| | # | % |
|-------------------------------------|---|---------|
| Health Physicals completed | <div style="border: 1px solid red; width: 40px; height: 15px;"></div> | #DIV/0! |
| Health Follow Up Needed | <div style="border: 1px solid red; width: 40px; height: 15px;"></div> | #DIV/0! |
| Health Follow up Arranged/Completed | <div style="border: 1px solid red; width: 40px; height: 15px;"></div> | #DIV/0! |
| Behavioral Screening Follow Up | <div style="border: 1px solid red; width: 40px; height: 15px;"></div> | #DIV/0! |
| Dental Exams Completed | <div style="border: 1px solid red; width: 40px; height: 15px;"></div> | #DIV/0! |
| Dental Follow up Needed | <div style="border: 1px solid red; width: 40px; height: 15px;"></div> | #DIV/0! |
| Dental Follow up Arranged/Completed | <div style="border: 1px solid red; width: 40px; height: 15px;"></div> | #DIV/0! |

If numbers reported do not correspond with total enrollment numbers, explain why:

Training/ Meetings

Policy Council **Meetings:** Date(s)
9/21/2015

*** Please attach meeting minutes***

Policy Council **Trainings:**

| Topic(s) | Date(s) | Audience | Trainer |
|-------------------------|-----------|----------|------------------|
| What is Policy Council? | 8/26/2015 | Parents | Faith Scheibe |
| Healthy Homes | 9/3/2015 | Parents | Nathalie Mercado |
| | | | |

Staff Trainings:

| Topic(s) | Date(s) | Audience | Trainer |
|---|-----------------------------------|--------------|--|
| Professional Development - Expeditionary Learning, LACC Procedures, Meal Procedures, Emergency Procedures, & Teacher handbook | 8/19/2015, 8/20/2015, & 8/21/2015 | Teachers | Jennifer Bond, Shyla Kinhal, & Faith Scheibe |
| New Teacher Orientation | 9/4/2015 | New Teachers | Karen Martinez & |

| | | | |
|--|-----------|----------|----------------------|
| Developmentally Appropriate Practice | 9/4/2015 | Teachers | Melissa Brown, Relay |
| Quality Work Protocol (Expeditionary Learning) | 9/11/2015 | teachers | Jennifer Bond |

Date of Child Abuse Identification Training:

9/23/2015

Nutritional Assessment Dates:

10/7/2015

Activities

Special Activities During the Quarter:

- Lead Screening Event for students - 9/17/2015
- Fall Expedition KickOff - 9/21/2015
- Field Trip to Milky Way Farms - 9/30/2015

Challenges During the Quarter:

- Completing New Enrollment Proces - it was time consuming and the learning curve was steep.
- Challenging Behavior of Students
- Staffing / Coverage - finding qualified teachers

-

Significant Collaboration Activities/ Efforts:

-Family Service Worker attended Collaborative Family Services meeting at HillTop Lutheran N.C.

-
-
-

STARS Information

STAR 4:

Sites with a Current STAR level 4:
Sites working toward STAR level 4:

| | | | |
|---|--|--|--|
| 0 | | | |
| 0 | | | |

STAR 5:

Sites with a Current STAR level 5:
Sites working toward STAR level 5:

| | | | |
|---|--|--|--|
| 1 | | | |
| 0 | | | |

Other:

Sites without a Current STAR level 4 or 5:

| | | |
|---|--|--|
| 0 | | |
|---|--|--|

Financial Report

*** Budget amount and category must reflect information on the DDOE-Approved budget, including DDOE-Approved realignments***

| Budget Category | Budget Amount | Expense 1st Quarter | % YTD | Expense 2nd QTR | % YTD | Expense 3rd Qtr | % YTD |
|-------------------------|---------------------|---------------------|-------|-----------------|-------|-----------------|-------|
| Salaries | \$161,675.51 | \$47,437.21 | | | | | |
| Instr. Coach | \$17,500.00 | \$4,375.00 | | | | | |
| Fmly Srv Coord | \$17,500.00 | \$5,000.00 | | | | | |
| Hd Strt Coord | \$20,000.00 | \$5,000.00 | | | | | |
| 4 Teachers | \$102,000.00 | \$32,007.00 | | | | | |
| Cook | \$4,675.51 | \$1,055.21 | | | | | |
| OECs | \$57,898.42 | \$15,822.70 | | | | | |
| Health Ins. | \$31,941.38 | \$9,524.73 | | | | | |
| FICA | \$12,368.18 | \$3,628.95 | | | | | |
| Unemp. Ins. | \$5,173.62 | \$1,517.99 | | | | | |
| Work Comp. | \$696.30 | \$174.08 | | | | | |
| H.S.A. | \$2,718.60 | \$0.00 | | | | | |
| 403(b) | \$4,850.27 | \$711.00 | | | | | |
| AD&D, LTD, Life | \$150.07 | \$265.95 | | | | | |
| Contract Svcs. | \$3,000.00 | \$250.00 | | | | | |
| Mental Health | \$2,000.00 | \$0.00 | | | | | |
| Audit | \$1,000.00 | \$250.00 | | | | | |
| Supp. & Mat. | \$6,626.07 | \$1,834.91 | | | | | |
| Teaching | \$4,776.07 | \$1,394.91 | | | | | |
| Parent Discretion | \$650.00 | \$0.00 | | | | | |
| Activities/Trips | \$1,200.00 | \$440.00 | | | | | |
| Transportation | \$1,200.00 | \$290.00 | | | | | |
| Building Maint. | \$11,000.00 | \$3,311.80 | | | | | |

TOTAL

\$241,400.00 \$68,946.62

Fax or Email to: April Hill-Addison (april.hill-addison@doe.k12.de.us) by:

Quarter 1: Includes July-Sept

Due: October 15

Quarter 2: Includes Oct- Dec

Due: January 15

Quarter 3: Includes Jan-Mar

Due: April 15

Quarter 4: Includes April- June

Due: July 15

gram been fully enrolled this

no

| | # Enrolled |
|---------|------------|
| month 1 | 0 |
| month 2 | 34 |
| month 3 | 34 |

ECAP
Children,
Homeless
(McKinney-
Vento)

0

#DIV/0!

ECAP
Children,
Homeless
(McKinney-
Vento)

0

0%

ECAP
Children,
Homeless
(McKinney-
Vento)

Unduplicated
McKinney-
Vento, YTD

0


0%

0

0%


to Services:


ropriate guidance.



als:

als:





| | |
|--|--|
| | |
| | |

| | |
|--|--|
| | |
| | |

| | |
|--|--|
| | |
|--|--|

Expense
4th QTR
(6/30) %YTD

[Redacted]

[Redacted]

[Redacted]

[Redacted]

[Redacted]

